

Mini Excavators XE27U



Rated Power: 20.7 hp
Operating Weight: 6,129 lb
Operating Weight with canopy: 5,908 lb
Standard Bucket Capacity: 0.08 yd³

XCMG North America Corporation
5145 Schirlls Street, Las Vegas, NV 89118
Email: info@xcmgusa.com
Phone: (Las Vegas) 725-605-2777
(Houston) 346-409-2855
Web: www.xcmg-usa.com





Technical Specifications

Engine

Make/model	Kubota/D1105 /Tier 4F
Fuel/cooling	Diesel/Liquid,forced circulation
No. of cylinders	3
Piston displacement	0.29 gal
Power output	20.7 hp/2400 rpm (ISO 14396)
Max torque	51.9 ft.lb/1600 rpm
Bore x stroke	3.1 in.x3.1 in.
Alternator	12 V-40 A

Hydraulic system

This original XCMG design allows independent and combined operations of all functions by hydraulic pilot controlled levers.

> Pump

Type	Load-sensing axial-piston pump with variable displacement
Total hydraulic capacity	21.9 gal/min
AUX1 & AUX2 maximum flow rate	6.6 gal/min
AUX1/AUX2 standard relief pressure	2,610.7/2,610.7 psi

> Maximum system pressure

Boom	3,524.4 psi
Arm / bucket / travel	3,524.4/3,524.4/3,524.4 psi
Swing	2,349.6 psi

Digging forces (ISO 6015)

Digging force, long Arm (ISO 6015)	3,147.3 lbf
Digging force, bucket (ISO 6015)	5,170.6 lbf

Undercarriage

X-type undercarriage. The heavy-duty crawler chassis is very resilient with its fully welded, stressfree structure. Long service life is ensured by the use of first-class materials: hydraulic chain adjusters with shock-absorbing return springs, lifetime-lubricated track rollers and idlers.

> Number of rollers and track shoes

Bottom rollers (per side)	3
Track shoes	Rubber
Overall track length	6'6"
Shoe width	12"

Fluid capacities

Cooling system (radiator capacity)	1.7 gal
Engine lubrication plus oil filter	1.4 gal
Fuel tank	8.7 gal
Hydraulic tank	5.8 gal
Hydraulic system	10.6 gal

Environment

Noise levels comply with environmental regulations (dynamic values).

> Noise emission

Noise level LpA (ISO 6396)	79 dB(A)
Noise level LwA (ISO 6395)	93 dB(A)

Swing mechanism

High-torque, axial piston motor with planetary reduction gear bathed in oil. Swing circle is single-row, shear type ball bearing with induction-hardened internal gear. Internal gear and pinion gear immersed in lubricant. Equipped with an automatic multi-disc slew brake.

> Swing system

Boom swing, left	75°
Boom swing, right	55°
Swing speed	10 rpm

Drive

Each track is driven by an independent, high-torque, axial piston motor through planetary reduction gears. Two control levers provide smooth travel or counterrotation upon demand.

> Speed & traction

Travel speed (low - high)	1.2-1.9 mph
Traction force	6,676.8 lbf
Gradeability	30°

Weight

Operating Weight with cab	6,129 lb
Operating Weight with canopy	5,908 lb
Ground pressure with cab	3.8 psi
Ground pressure with canopy	3.7 psi
Transport mass (no attachment)	5,842.2 lb
Weight of steel tracks	440.9 lb
Weight of rubber tracks	296.5 lb

Lifting Capacities

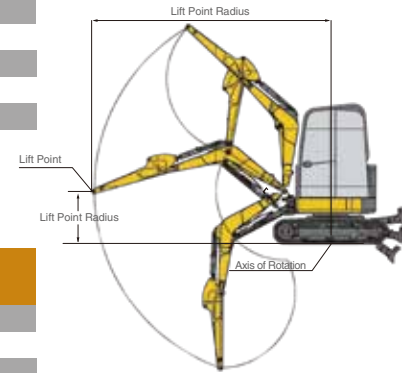
XE27U


With cab standard arm 4'3" without bucket

Lift Point Height	Over front blade up/down					Over Side					Max Radius (ft)
	Lift At Max Radius (lb)	3'3"	6'7"	9'10"	13'1"	Lift At Max Radius (lb)	3'3"	6'7"	9'10"	13'1"	
9'10"	886.3			959		639.3			793.7		11'1"
6'7"	683.4			1,056		485			771.6		12'11"
3'3"	621.7		1,867.3	1,003	648.2	436.5		1,157.4	707.7	456.4	13'6"
Ground	639.3		1,743.9	948		447.5		1,157.4	657		13'
-3'3"	771.6	2,709.5	1,750.5	937		537.9	2,709.5	1,161.8	648.2		11'5"
-6'7"	1,047.2		1,314			1,025.2		1,239			7'6"

With canopy standard arm 4'3" without bucket

Lift Point Height	Over front blade up/down					Over Side					Max Radius (ft)
	Lift At Max Radius (lb)	3'3"	6'7"	9'10"	13'1"	Lift At Max Radius (lb)	3'3"	6'7"	9'10"	13'1"	
9'10"	851			959		613			763		11'1"
6'7"	653			1,027		463			741		12'11"
3'3"	593		1,788	959	619	417		1,215	677	434	13'6"
Ground	611		1,667	904		425		1,105	626		13'
-3'3"	736	2,710	1,671	895		511	2,709.5	1,109	617		11'5"
-6'7"	1,047		1,314			981		1,186			7'6"




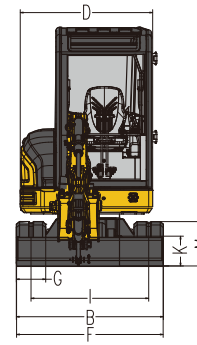
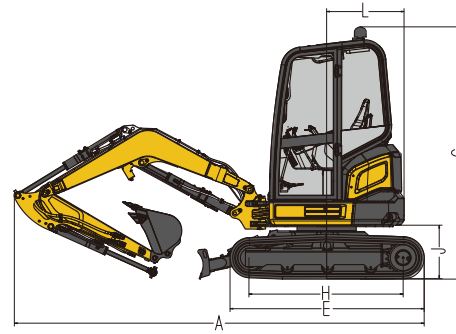
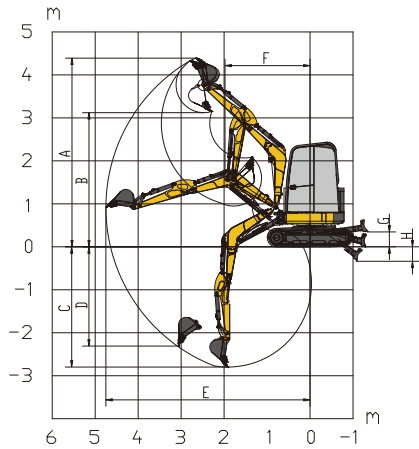
 : Over front

 : Over side or 360°

1. The lifting capacity ratings are based on ISO10567.
2. * The maximum lifting capacity is limited by hydraulic rather than tipping load.
3. With the machine standing on level and firm ground, the lifting capacity does not exceed 87% of the hydraulic capacity or 75% of the tipping load.
4. The operator should be familiar with the machinery operation and maintenance manuals. Local regulations concerning the operation safety of machinery must be followed at all times.
5. The lift diagrams only cover machines that are originally built by the XCMG: without lifting chains and any other lifting equipment.
6. When the excavator is used to lift or handle materials, it must comply with local regulations.



Technical Specifications



Working range

A	Maximum digging height	14'5"
B	Maximum dumping height	10'3"
C	Maximum digging depth	9'2"
D	Maximum vertical wall digging depth	7'7"
E	Maximum digging radius	15'7"
F	Minimum swing radius	6'6"
G	Maximum Dozer Lifting Height	12"
H	Maximum Dozer Cutting Depth	13"
I	Boom deflection distance(left/right)	24"/23"

Dimensions

A	Overall length	13'9"
B	Overall width	4'11"
C	Overall height	8'6"
D	Width of platform	4'5"
E	Length of crawler	6'6"
F	Width of chassis	4'11"
G	Width of crawler	12"
H	Distance between tumbler	5'1"
I	Track gauge	3'11"
J	Counterweight clearance	21"
K	Minimum ground clearance	11"
L	Minimum tail swing radius	31"
M	Track height	18"